

OUT PATIENT DEPARTMENT AT SALT LAKE CAMPUS

DEPARTMENT WISE PATIENT COUNT AT OPD SALT LAKE FOR THE YEAR 2022-2023

Department Name	New Patients	Established (Old) Patients	TOTAL
ROOM NO 03 / CARDIOLOGY OPD	32	37	69
ROOM NO 10 / REPERTORY OPD	26737	37570	64307
ROOM NO - 14/ORGANON OPD	23148	42203	65351
ROOM NO 14 / ORGANON OPD	2911	5080	7991
ROOM NO 18 / MATERIA MEDICA OPD	25403	44958	70361
ROOM NO - 19 / PHARMACY OPD	16433	29716	46149
ROOM NO 24 / MEDICINE OPD	16457	26063	42517
ROOM NO 26 / DENTAL OPD	727	445	1172
ROOM NO 28 / ENT OPD	5263	9228	14491
ROOM NO 30 / EYE OPD	2972	3052	6024
ROOM NO 32 / PAEDIATRIC OPD	16163	20458	36621
ROOM NO 35 / CANCER/ SPECIAL OPD	141	568	709
ROOM NO - 37 / SURGERY OPD	5994	9875	15869
ROOM NO 4 / OBS. & GYNAE OPD	7197	14008	21205

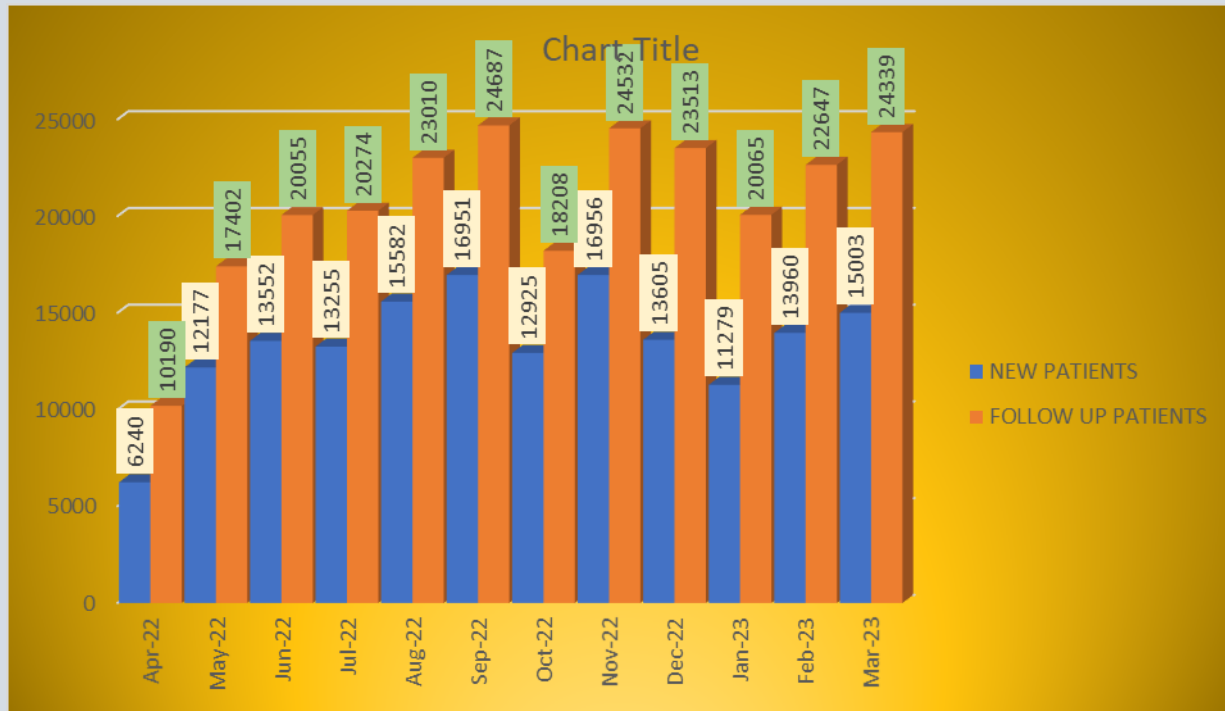
GRAPHICAL CHART FOR DEPARTMENT WISE PATIENT AT SALT LAKE CAMPUS FOR THE YEAR 2022-23



PATIENT VISITED AT NIH SALT LAKE CAMPUS FOR THE YEAR 2022-23

MONT H	NEW PATIENTS				FOLLOW UP PATIENTS				GRAND TOTAL PATIENTS
	MALE PATIENTS	FEMALE PATIENTS	MALE CHILD	FEMAL E CHILD	MALE PATIENTS	FEMALE PATIENTS	MALE CHIL D	FEMAL E CHILD	
Apr-22	2754	3038	269	179	4377	5273	328	212	16430
May-22	4473	6544	669	491	6180	10122	642	458	29579
Jun-22	4991	7305	672	584	7182	11539	771	563	33607
Jul-22	5122	6928	701	504	7213	11718	731	612	33529
Aug-22	5537	8602	786	657	7887	13540	887	696	38592
Sep-22	6111	9346	844	650	8377	14573	946	791	41638
Oct-22	4778	6979	638	530	6473	10465	728	542	31133
Nov-22	5972	9589	801	594	8320	14571	917	724	41488
Dec-22	5067	7395	627	516	8049	13991	836	637	37118
Jan-23	4256	6066	528	429	7139	11646	707	573	31344
Feb-23	5051	7540	736	633	7813	13412	781	641	36607
Mar-23	5393	8149	830	631	8303	14506	828	702	39342

GRAPHICAL CHART FOR OPD PATIENT (OLD + FOLLOWUP) ATTENDED AT SALT LAKE CAMPUS FOR THE YEAR 2022-23



PERIPHERAL OUT PATIENT DEPARTMENT (POPD)

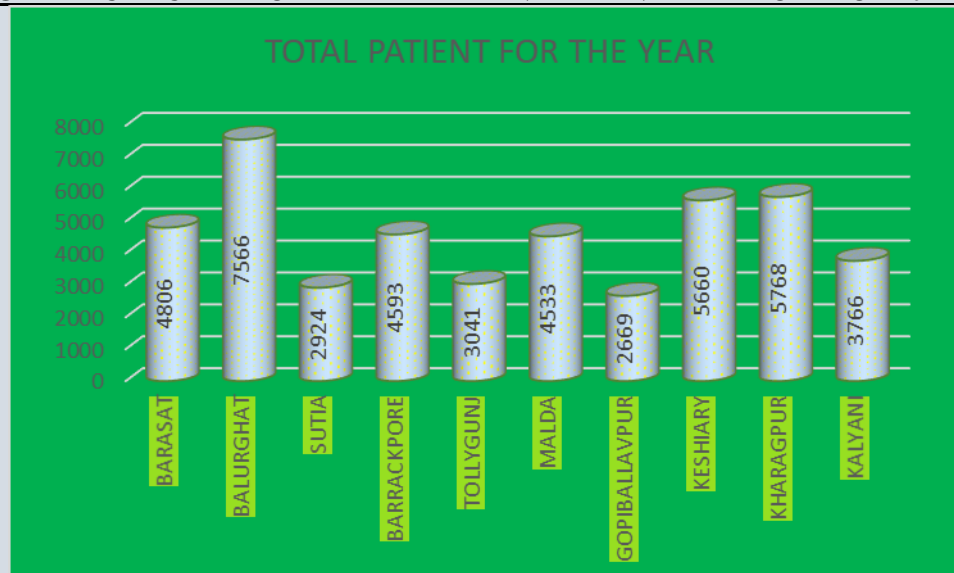
Presently 10 Peripheral OPDs are running successfully in some District of West Bengal which is stated below:

DETAILS OF PERIPHERAL OPDS

DETAILS OF PERIPHERAL OPS RUN BY NIH WITH PATIENT COUNT FOR THE YEAR 2022-23

SL. NO.	NAME OF POPD	DISTRICT/STATE	TOTAL PATIENT ATTEND FOR THE YEAR
1	BARASAT	NORTH 24 PARGANAS, WEST BENGAL	4806
2	BALURGHAT	UTTAR DINAZPUR, WEST BENGAL	7566
3	SUTIA	NORTH 24 PARGANAS, WEST BENGAL	2924
4	BARRACKPORE	NORTH 24 PARGANAS, WEST BENGAL	4593
5	TOLLYGUNJ	SOUTH 24 PARGANAS, WEST BENGAL	3041
6	MALDA	BHATTITARY, MALDA, WEST BENGAL	4533
7	GOPIBALLAVPUR	PASCHIM MIDNAPORE, WEST BENGAL	2669
8	KESHIARY	PASCHIM MIDNAPORE, WEST BENGAL	5660
9	KHARAGPUR	PASCHIM MIDNAPORE, WEST BENGAL	5768
10	KALYANI	NADIA, WEST BENGAL	3766

GRAPHICAL CHART OF YEARLY PATIENT ATTENDED AT POPD FOR 2022-23



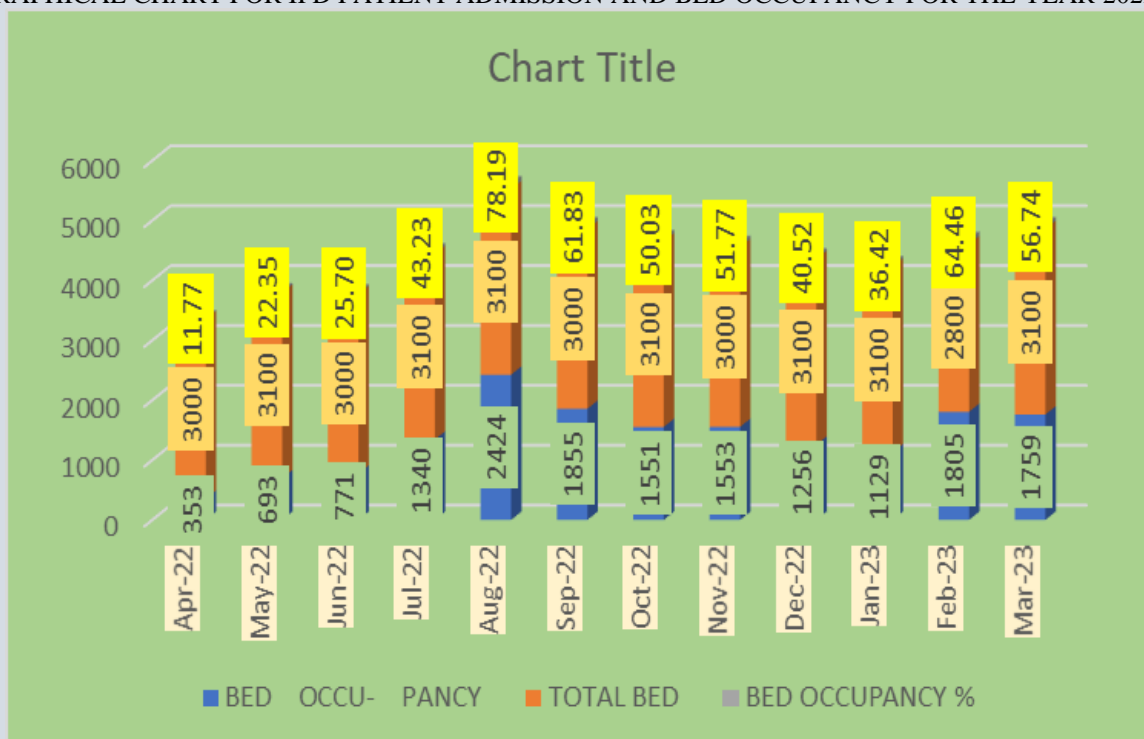
INDOOR PATIENT DEPARTMENT AT NIH SALT LAKE CAMPUS

A total number of 855 patients were admitted in IPD of the hospital during the FY 2022-23

IPD PATIENT RECORDS (2022-2023)

	ADMISSION	BED OCCU-PANCY	TOTAL BED	BED OCCUPANCY %
Apr-22	20	353	3000	11.77
May-22	40	693	3100	22.35
Jun-22	48	771	3000	25.70
Jul-22	123	1340	3100	43.23
Aug-22	123	2424	3100	78.19
Sep-22	84	1855	3000	61.83
Oct-22	66	1551	3100	50.03
Nov-22	67	1553	3000	51.77
Dec-22	59	1256	3100	40.52
Jan-23	57	1129	3100	36.42
Feb-23	102	1805	2800	64.46
Mar-23	66	1759	3100	56.74
TOTAL	855	16489	36500	45.18

GRAPHICAL CHART FOR IPD PATIENT ADMISSION AND BED OCCUPANCY FOR THE YEAR 2022-23



HOSPITAL RECORD KEEPING:

A systematic data entry and record-keeping of all OPD & IPD patient’s and all data related to patients, systematically preserving from 2008-09 to till date are completed and entered in the database. There is a separate Medical Record keeping Division in new hospital building.

HOSPITAL KITCHEN & DIET:

At present raw materials are procured from suppliers and prescribed diet for the admitted patients are prepared by our own staff in the In- House- Kitchen of the Hospital. The dietitian looked into special requirements or recommendations for the diet of the patients. After retirement of Dietician one contractual dietician appointed to look into the Diet Section. The hospital kitchen has been modernized to serve for 250 bedded hospital patients.

DISPENSARY:

The prescribed medicines by attending physicians from the OPD & IPD are dispensed from the in- House Dispensary of the hospital. Emphasis is given for dispensing of standard quality of Homoeopathy medicines to the patients. Pharmacist is always keeping attention under the guidance of senior Physician from preparation to serve medicines to patients. Necessary care has been taken, so that every patient’s medicine is being dispensed accurately which is prescribed by physician. Adequate stock of medicine is maintained as per the approval of Institute’s own Medicine Formulary Committee.

AMBULANCE SERVICE:

The hospital also provides Ambulance Service for transportation of the patients as and when required during emergency referral service. Ambulance is available round the clock for which driver’s accommodation inside the campus for service.

OPERATION THEATRE:

The Hospital is having well equipped, two modern Operation Theatres with apparatus/instruments, such as pulse-oxemeter, diathermy, portable ECG, X-ray and Microscope etc. Operation techniques are demonstrated to the students for training. The Operation Theatre will be shifted to New Hospital Building very soon. New setup and modernized infrastructure is going to be ready shortly.

INVESTIGATIONS

LABORATORY MEDICINE DIVISION (Clinical Pathology)

A total no. of 894 patients attended Pathology lab for clinical and hematological tests comprising of 6254 investigations during the FY 2022-2023

MONTH WISE PATIENTS AND INVESTITATIONS IN CLINICAL PATHOLOGY FOR THE YEAR 2022-2023

STATEMENT OF MONTHWISE PATIENTS ATTENDED AND INVESTIGATION DONE IN CLINICAL PATHOLOGY FROM APRIL 2022 TO MARCH 2023

Months	No. of patients attended			No. of Investigations done
	OPD PATIENTS	IPD PATIENTS	TOTAL PATIENTS	
Apr-22	13	11	24	29
May-22	21	27	48	59
Jun-22	31	26	57	61
Jul-22	16	38	54	61
Aug-22	129	84	213	1032
Sep-22	140	94	234	1161
Oct-22	147	61	208	1214
Nov-22	166	50	216	1226
Dec-22	45	28	73	210
Jan-23	22	10	32	33
Feb-23	43	33	76	120
Mar-23	121	66	187	1048

LABORATORY MEDICINE DIVISION (Bio-chemistry)

A total no. of 2365 patients attended Bio-chemistry Lab comprising of 11499 investigations during the FY 2022-2023

STATEMENT OF MONTHWISE PATIENTS ATTENDED AND INVESTIGATION DONE IN CLINICAL BIOCHEMISTRY FROM APRIL 2022 TO MARCH 2023

Months	No. of patients attended			No. of Investigations done
	OPD PATIENTS	IPD PATIENTS	TOTAL PATIENTS	
Apr-22	161	22	183	688
May-22	127	22	149	615
Jun-22	151	31	182	744
Jul-22	92	63	155	659
Aug-22	126	95	221	883
Sep-22	131	78	209	1163
Oct-22	144	60	204	1175
Nov-22	211	60	271	1216
Dec-22	166	40	206	1032
Jan-23	121	36	157	904
Feb-23	130	70	200	1048
Mar-23	169	59	228	1372

RADIOLOGY DIVISION:

**STATEMENT OF MONTHWISE PATIENTS ATTENDED AND INVESTIGATION DONE
IN RADIOLOGY DIVISION FROM APRIL 2022 TO MARCH 2023**

YEARLY REPORT OF X-RAY,USG & HSG (APRIL 2022 TO MARCH 2023)

Apr-22	X-RAY	37	1	38	73	
	U.S.G	87	4	91	91	
	H.S.G	0	0	0	0	
May-22	X-RAY	119	15	134	287	
	U.S.G	109	9	118	118	
	H.S.G	0	0	0	0	
Jun-22	X-RAY	73	14	87	178	
	U.S.G	107	14	121	121	
	H.S.G	0	0	0	0	
Jul-22	X-RAY	0	0	0	0	NO X-RAY DONE
	U.S.G	75	26	101	101	
	H.S.G	0	0	0	0	
Aug-22	X-RAY	0	0	0	0	NO X-RAY DONE
	U.S.G	81	31	112	112	
	H.S.G	0	0	0	0	
Sep-22	X-RAY	7	4	11	20	
	U.S.G	69	22	91	91	
	H.S.G	0	0	0	0	
Oct-22	X-RAY	44	10	54	104	
	U.S.G	89	8	97	97	
	H.S.G	0	0	0	0	
Nov-22	X-RAY	51	9	60	98	
	U.S.G	40	14	54	54	
	H.S.G	0	0	0	0	
Dec-22	X-RAY	48	8	56	92	
	U.S.G	67	8	75	75	
	H.S.G	0	0	0	0	
Jan-23	X-RAY	67	6	73	135	
	U.S.G	78	17	95	95	
	H.S.G	0	0	0	0	
Feb-23	X-RAY	64	14	78	138	
	U.S.G	74	20	94	94	
	H.S.G	0	0	0	0	
Mar-23	X-RAY	61	25	86	158	
	U.S.G	71	19	90	90	
	H.S.G	0	0	0	0	

CARDIOLOGY DIVISION:**STATEMENT OF MONTHWISE PATIENTS ATTENDED AND INVESTIGATION DONE
IN CARDIOLOGY DIVISION FROM APRIL 2022 TO MARCH 2023**

MONTH	NAME OF INVESTIGATION	O.P. D	I.P. D	TOTAL PATIENT ATTENDED	TOTAL INVESTIGATIONS	REMARKS
Apr-22	E. C. G.	34	8	42	42	
	P. F. T.	0	0	0	0	
	HOLTER	0	0	0	0	
May-22	E. C. G.	78	7	85	85	
	P. F. T.	0	0	0	0	
	HOLTER	0	0	0	0	
Jun-22	E. C. G.	67	5	72	72	
	P. F. T.	0	0	0	0	
	HOLTER	0	0	0	0	
Jul-22	E. C. G.	81	18	99	99	
	P. F. T.	0	0	0	0	
	HOLTER	0	0	0	0	
Aug-22	E. C. G.	69	22	91	91	
	P. F. T.	0	0	0	0	
	HOLTER	0	0	0	0	
Sep-22	E. C. G.	69	15	84	84	
	P. F. T.	0	0	0	0	
	HOLTER	0	0	0	0	
Oct-22	E. C. G.	63	13	76	76	
	P. F. T.	0	0	0	0	
	HOLTER	0	0	0	0	
Nov-22	E. C. G.	75	5	80	80	
	P. F. T.	0	0	0	0	
	HOLTER	0	0	0	0	
Dec-22	E. C. G.	68	7	75	75	
	P. F. T.	0	0	0	0	
	HOLTER	0	0	0	0	
Jan-23	E. C. G.	55	9	64	64	
	P. F. T.	0	0	0	0	
	HOLTER	0	0	0	0	
Feb-23	E. C. G.	58	16	74	74	
	P. F. T.	0	0	0	0	
	HOLTER	0	0	0	0	
Mar-23	E. C. G.	65	15	80	80	
	P. F. T.	0	0	0	0	
	HOLTER	0	0	0	0	

DEPARTMENT OF PHYSIOTHERAPY & YOGA

YEARLY REPORT OF PHYSIOTHERAPY FROM APRIL 2022 TO MARCH 2023

STATEMENT OF MONTHWISE PATIENTS ATTENDED IN PHYSIOTHERAPY DEPARTMENT
FROM APR 2022 TO APR 2023

Months	No. of patients attended from OPD	No. of patients attended from IPD	Total Patients attended
Apr-22	394	74	468
May-22	621	106	727
Jun-22	636	133	769
Jul-22	604	179	783
Aug-22	556	317	873
Sep-22	540	266	806
Oct-22	327	128	455
Nov-22	579	242	821
Dec-22	333	76	409
Jan-23	519	181	700
Feb-23	552	191	743
Mar-23	468	168	636

OTHER SERVICES:

1. SCHOOL HEALTH PROGRAMME:

- This year School Health Check Up Program not performed due to COVID Pandemic situation.

2. GANGASAGR MELA:

- Like every year a medical team comprising with the Senior Physicians, PGTs and Internees of NIH have attended the Medical Camp being organized by the Institute's hospital section during Ganga Sagar Mela at Sagardweep, 24 Parganas(S), West Bengal from 9th January, 2023 to 17th January, 2023 and to render medical services to the ailing Pilgrims. Institute's Medical Team provided health care services to 1224 sick Pilgrims who were attended the Medical Camp.

Some moments of Gangasagar Mela 2023



